

of Texas



of the sex

A collection of instructions and scores by people who live in Texas, are from Texas, or are somehow deeply connected to Texas.

Published by Lease Agreement in conjunction with the *Of Texas* exhibition.

**When you meet someone older,
Draw their wrinkles and transfer them onto your own face.
Be them for a week.
Take your wrinkles and theirs and cast them in pewter.
Hang them from your bedroom ceiling.**

Repeat until your bedroom is full.

Move to a new bedroom

Painting

Just like las dos fridas,
Background the sky, and grass
Ayanna's sit in the grass, me on the
side of her and sebastian
laying down in front of us
Ayanna hold a phone and I do too.
the phones are connected to
each other.

1. Find or become a Volunteer Deputy Registrar.
2. Register people to vote at a table in the gallery.

Score for a Prison Town

Calculate cubic feet of occupied jailed space within the geographic boundaries. Use this number and make an equal amount of hard points on a white wall surface with graphite.

If not, what is the number of Innocent Project exonerees by DNA? Substitute this number for hard points on an impervious floor, like a dance hall.

How much accumulated time is left on the clock by the prisoners in said jailed space? Approximate to your best ability. Use this number to make an equal amount of origami cranes. Using string or thread, attach them to the hard points.

If not, make a ritual for the free #SanAntonioFour. May they be healthy, safe, happy and whole. Actualize this chant and attach them to each of the hard points.

The dollar amount that the prison administration makes over the course of a year? Approximate and subtract this amount in the number of cuts to the cranes you make. Leave the cuts littered on the floor.

If not, count the number of minutes you can listen in one sitting to the Innocents, a nontraditional music and performance art duo using cardboard boxes, books and rocks to create music focusing on wrongfully convicted prisoners. For each minute, scatter the same number of grains of rice on the floor, hoping it to induce a scattering sound.

A ritual for the executed in the last year. Say their names. Make a cut.

Say their names. A ritual for the exonerated in the last year. Say their names.

How to Make a Black Girl Pretty

Two hot combs alternating atop the kitchen stove.
Black from grease, carrying a pungent smell of burning hair
One bottle of Afro Sheen to calm my restless sins
Lastly, to get the spirits attention, a young black sacrifice.
Preferably a little girl.

We needed healing
Mama had a miscarriage
And the white men took advantage of her sister.
Grandma used to talk to herself, until they whipped her in the
mouth.
All we had was nappy -headed roots.

I tried to be more,
Prettier, softer, quieter... As I sat waiting to redeem myself.
Wore my hair like a crown. It was a ritual.

Greased my scalp, detangle my ends, abstained from water
or any harsh chemicals. Wore white on first Sunday, prayed
that my burns would heal before puberty.

I surrendered my kinks and curls as an offering to the spirits.
I sacrificed my ears, two burns on my forehead,
And when the hot wand fell on my neck.

Big Momma Walker was a rootworker.
She looked the elder wand in its teeth.
She cast a spell as she wielded the comb.
One for my kitchen, A little for my edges,
And one for each strand that we deemed possessed.

And
that night it rained.

1. Pick up this lipstick and read the label.
2. Ask yourself whether the name matches the color you imagine.
3. Apply it as if your mother was the one tilting your head back and helping you become a woman.
4. Kiss a shape onto something in your wallet or purse or pocket.
5. Put it in the envelope.

Place a round table in a room. Drape a plastic tablecloth over that table. Put a chair at this table.

In front of the chair, on the table, place an unopened package of all-in-one meal replacement and a glass of water.

On the table across from the chair/meal replacement is a 3-ringed binder, standing upright, propped open to display trading card pages.

Stuffed within the card sleeves there are locally sourced/scavenged foodstuffs wrapped inside enriched white bread.

In the center of the table, place an electric candle. Next to the candle set up a sign with the phrase “A Romantic Dinner for Food” written on it.

31. ANGEL of death
15. virtues 26. STORM
29. DEVELOPED
28. triumph
14. insignificant
5. LARGEST SPHERE
23. BETRAYED
24. own eNvironment

27. nature
16. FAILURE
8. CUP
19. HEROISM
1. individuality
20. courage
2. member
3. EQUAL

4. woman's sphere
10. CONCEAL
9. friendless
12. EYES
11. EQUIPPED
6. SOLITARY VOYAGER
32. INACCESSIBLE
23. EDUCATED

21. individual SOVEREIGNTY **33. who**
30. MIND & BODY
22. GATES OF death
6. SURROUNDINGS
13. HUMILIATION
17. respectable
18. Liberal thought

In Python:

```
import turtle as tur
import tkinter as tk
import os
import random as ran
import time
```

```
turt = tur.Turtle()
screen = tur.Screen()
```

```
colorz = ['white', 'orange', 'yellow', 'green', 'blue', 'purple', 'red', 'black']
```

```
fontz = ["Times", "Verdana", "Arial"]
```

```
sloganz = (
    "CHEESE
    IS
    CURDER",
```

```
    "ADJUNCTING
    IS
    WAGE LABOR",
```

```
    "ADJUNCTING IS
    STRUCTURAL
    UNDEREMPLOYMENT",
```

```
    "ADJUNCTS
    ARE COMING
    FOR YOUR
    ADMIN JOBS",
```

```
    "REFUSE
    EVALUATION",
```

```
    "
    TEACHERS
    DESERVE
    THE BEST
    DRUGS",
```

```
    'FINISH HIM',
```

```
    "FINISH
    HIM/HER",
```

```
    "END
    THE
    STUDIO",
```

```
    "ABDICATE
    YOUR
    MFA",
```

```
    "THE WEALTHY
    DO NOT
    DESERVE GRANTS",
```

```
    "BAD ARTISTS
    MAKE THE BEST
    SELF-PROMOTERS",
```

```
    "DISMANTLE
    THE NEO-SPARTAN
    REGIME",
```

```
    "DENY
    SEMIOCAPITAL
    A PLACE
    IN YOUR HEART",
```

```
    "THERE WILL BE
    NO FULL EMPLOYMENT
    IN THE FUTURE",
```

```
    "FRICTIONLESS
    CAPITALISM
    IS THE MOST
    SLIPPERY SLOPE",
```

```
    "YOUR SOUL
    IS AN
    ALGORITHM",
```

```
    "READ
    YOUR
    GIBSON",
```

```
    "SHAME
    2020",
```

```
    "RECYCLING
    IS
    PEOPLE POWER",
```

```
    "WAR MADE THE STATE
    AND
    THE STATE MADE WAR"
    )
```



```

def rect(set, X, Y, color):
    up = turt.penup()
    turt.fillcolor(color)
    turt.pencolor(color)
    up
    turt.goto(set)
    turt.backward(X / 2)
    turt.pendown()
    turt.begin_fill()
    for i in range(2):
        turt.forward(X)
        turt.left(90)
        turt.forward(Y)
        turt.left(90)
    turt.end_fill()
    up

def picket():
    rect((5, -5), 300, 300, 'grey')
    rect((5, -300), 20, 325, 'grey')
    rect((0, -295), 20, 325, 'burlywood')
    rect((0, -7), 20, 10, 'darkgoldenrod')
    rect((0, 0), 300, 300, sign)

def colorful():
    global sign
    global mark
    if mark == sign:
        mark = ran.choice(colorz)
    else:
        while mark == sign:
            mark = ran.choice(colorz)
        if mark != sign:
            return turt.pencolor(mark)

def letters(set):
    turt.penup()
    turt.pencolor(mark)
    letters = ran.choice(sloganz)
    letLen = len(letters)
    turt.goto(set)
    if letLen >= 19 <= 25:
        turt.write(letters, False, "center", (font(), 20, "bold"))
        fontSize = 20
    elif letLen > 25:
        turt.write(letters, False, "center", (font(), 7, "bold"))
        fontSize = 7
    else:
        turt.write(letters, False, "center", (font(), 33, "bold"))
        fontSize = 33

def font():
    return ran.choice(fontz)

def action(bgColor):
    global sign
    sign = ran.choice(colorz)
    global mark
    mark = ran.choice(colorz)
    turt.hideturtle()
    turt.speed(0)
    screen.setup(1000, 1000)
    screen.bgcolor(bgColor)
    screen.bgpic(ran.choice(os.listdir()))
    picket()
    colorful()
    letters((0, 150))
    time.sleep(5)
    turt.clear()

while True:
    action("GhostWhite")

```

instructions for rooting

Sing only the first line of "Deep in the Heart of Texas"

Draw a circle on the ground

Stand inside it

Feel the wholeness of this circle you made

Root yourself to home

Feel the completion of this singular time

This place

This moment

Take the circle with you



Pain is Selection

1. Pick an instrument ¹.
2. Project at target ².
3. Intersect your mark with another.
4. Repeat as needed ³.

¹ Instruments to be provided by installer. Suggested items include: writing or drawing instruments, correction fluids, and preferred matters.

² Target can be defined by installer or the upper portion of this page.

³ Document successful repetitions.

Mckee Frazier 2019

title: *la vista*

breathe.

Find a place in your space that is hidden yet open. A wall, floor, ceiling - a surface that you want to see through. After you find this place on a surface, use monochrome post-its that best matches the color of the surface. You will be creating a gridded frame using the post-its. Dimensions to the frame are open. Yet you must use three lines of post-its on each side/border of the frame. No text or illustration is not permitted on the post-its.

breathe, again.
enjoytheview:)

STEP ONE

Cut me out

fumbling as I do

We'll shake when we meet

STEP TWO

Tie the seams

tightly, lashes to the eye

nails bind nothing together.

STEP THREE

Keep me in your pocket--

Bring me along, (to your bad dreams and

good).



Adam,

I came up with these two in the end.

<idea one>

Complete a mundane task for the nearest stranger.

<idea two>

Improve the aesthetics of the space you are in.

<end>

I realize the second one could get weird, so up to you to use or not.

Regards,

Shaun

Fly Around the Room

1. Find the nearest doorway
2. Stand in said doorway with arms to your sides
3. Spread your arms so that the backs of your hands are pressing on the door frame.
4. Pushing them against the door frame, hold this position for 1 minute.
5. Relax your arms, step out of the doorway, and fly around the room.

1. Approach fridge
2. Open fridge
3. Stare aimlessly into the fridge at the thought of your lack of achievements
4. Cry excessively

HOW TO FEED DEERS

Paw Paw (Sam Boyd) buys corn. Throw corn to the deers. Go back in the house. You eat in the house. Deers jump the fence and eat the corn. Watch deers eat corn out the window.

Jessica Layne Parker, Age 3
Del Rio, TX

FRUIT SCULPTURE

Buy a fruit from a roadside salesperson.
Display the fruit with the seller's name and GPS coordinates written on a piece of paper.

FRUIT SCULPTURE 2

Repeat fruit sculpture until you have a nice variety.
Cut up all the fruit and mix in a large bowl with 1/2 cup of sugar.
Write "ingredients" on a paper and list all the names and coordinates.
Serve.

IDENTITY PT 1

Ask friends who have never visited Texas to tell you what Texas is.
Create a 5x5 grid and fill it with images of Texas.
Cut out images and burn them.
Display the ashes and bury any remaining images by your favorite tree.

IDENTITY PT 2

Compare your pile of ashes to another's.
Visit each other's favorite trees.

DIVIDE AND SALSA

Ask people what they think of warmed red salsa.
Record their responses.
Create a painting based on their responses.

HOUSTON 1

Dress yourself in Cowboy boots.
Sit in traffic for 2 hours.
Go home.

HOUSTON 2

Write down nice things about everywhere in Texas
except Dallas.

WILDFLOWER PAINTING

Plant Wildflower seeds in a 2' x 4' bed visible to the
public.
Mow the Wildflowers on May 1.
Keep mowing until winter.
Repeat every year.

UNWELCOME SONG

Set up a speaker behind a closed door.
Rig a motion sensor to trigger this message on the speaker:
"You have 5 seconds to identify yourself or I will shoot."
Have a man record the script in a calm but authoratative
voice.

WELCOME SONG

Set up a speaker by an open door.
Record people greeting their friends.
Rig a motion sensor to trigger a random greeting.

**Jes Holloway, Age 33
The Woodlands, TX**

COMPLIMENT

Whenever you are next out and about,
Take a minute to look around you.
Pick someone out from your surroundings.
How, is up to you.
Why did you pick them out?

Take out a pen or pencil and scrap of paper.
A napkin would work fine too.
Write down what made you pick them.
Leave it there; don't give it to them.
Go on with your day.

But don't litter.

SOUNDTRACK

Whenever you are next out and about,
Take a minute to look around you.
Put in a pair of headphones.
Play your favorite song,
If you don't have one, play the first song you see.

Take in the scenery with the music playing.
Move to the beat of the song.
You are a superstar.
Life is a music video.
Go on with your day.

Stay alert though.

Step 1 – Touch someone respectfully

Step 2 – Write down how you touched them

Step 3 – Repeat

in the evenings

stand and look down at the lack for a long time
if you have forgotten what you wanted
then things will naturally appear
and disappear inside of the house
each room is covered with mirrors
do not make eye contact with them
they reassure the space of the home
(the space of the home is your body)
the mirrors reflect a continuous movement

leave phone calls unanswered
from the dining room in the afternoons

some days the mirrors will be ghosts
you will receive twice the potted ferns,
rugs nailed on the walls, twice the children crying
we missed you

in the mornings

surround the corners
alchemize the house



Find: find a computer keyboard.

Locate: locate the delete key. (If there isn't one read **Display:**.)

Obey: obey what the key says, delete the key, pry it off the keyboard.

Discard: discard/throw the key labeled delete away.

Display: display the keyboard on a wall at your eye level.

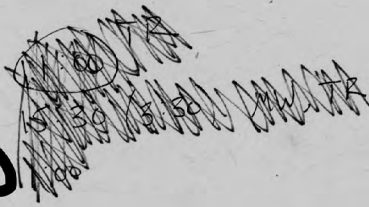


Instructions to make a photograph in Lubbock, TX

An invitation to visitors to *Of Texas*

1. Think of an adjective, save it for the next steps.
2. Navigate* to the intersection that is created by the combination of the number of your birthday (1st-31st Streets) and the first initial of your first name (Avenues A - X). (*If you have a name that begins with Y or Z, use the corresponding streets below Avenue X*).
3. Make a photograph of something within 50 yards of this intersection. Select the subject of your photograph using the adjective considered in step 1.
4. Share your image via instagram. Tag Lease Agreement @lease_agreement and include the adjective that guided your selection in the image caption.

*In completing the *Instructions to make a photograph in Lubbock, TX*, make sure to consider and follow appropriate traffic safety laws and best practices as a motorist or pedestrian.



① draw a cloud on a piece of paper


② tear the paper into many tiny pieces

③ throw the pieces into the air

Please note: at no point will it be preferable for an individual who is executing this work to use a straight edge.

1. Check your email one last time

2. Draw one small square in the space provided below for every email in your inbox

A large, empty rectangular box with a thin black border, intended for drawing a small square for each email in the inbox.

Take a moment to think about
what surrounds you.

When was the last time
you felt wonder?

Was it yesterday
or was it ten years ago?
is it right now?

Draw it here

Gourd Daemons

Conjure a melon.
Watch its pulp.
Say its name.
Tap it out in morse.

Think of a collie.
Tell it to watch the melon.
Say it's a good dog.
Give it your name.

Take the melon's name.
Call out to your mother.
Tell her your new name.
Tell her you're a good gourd.

For 6 to 99 performers with newspapers & poprocks

Load video / audio here: <https://vimeo.com/362405082>

Execute your actions at specific times below, independently of the other performers

0:00-1:10 <Listen>

1:10-1:30 Rub newspaper

1:30-3:30 <Listen>

3:30-4:05 Slowly crumble newspaper into balls

4:05-4:55 <Listen>

4:55-5:10 Rip newspaper into long strips

5:10-7:10 <Listen>

7:10 Read one news article out loud.

When you are finished reading, eat the package of poprocks while slowly opening and closing your mouth.

Listen attentively.

Steve Parker (2017)

Pardon me, I hope you will
For these instructions I'll not distill
For those who never read the lines
Kindly fuck yourself to nines
Are you ready to do this right
Then open up, don't put up a fight
Place the basket on your lap
Pick one bottle from the pack
Now place that basket gently back
A tisket a tasket
In the yellow basket
YELLOW BASKET
Do not drop it
Do NOT put it in your pocket
Put that bottle down for now
It's up to you, I won't tell you how
Take off your shoe
Yes, I said that to you

A sandal, a sneaker, whatever you do

Take off those goddamn dirty socks too

Is anyone judging those ugly toes

#nofucksgiven, don't you know

Get over your anxiety, now pick up that foot

I don't give a shit if you're covered in soot

As you follow these directions of mine

Keep this in the back of your mind

They put the lotion on the skin

They massage the lotion gently in

After the feet feel adequately sweet

The hands get wiped on any nearby sheet

The camera is found in the basket

A tisket a tasket

This same basket?

Not the lotion basket

The black and white basket

BLACK AND WHITE BASKET

Don't you drop it

Don't you put it in your pocket

Take the camera, it should seem obvious what to do

I guess I'll give instructions for that too

Take a photo of those lotioned feet

One or two, while you stand or at your seat

Then place that camera back in the basket

Yes, that's right, remember?! a tisket a tasket

The black and white basket

THE BLACK AND WHITE BASKET

Don't you put in your pocket

I'll hold a grudge and never drop it`

Pick the stone up

Place the stone in the palm of your hand, and grasp it

Take ten slow breaths

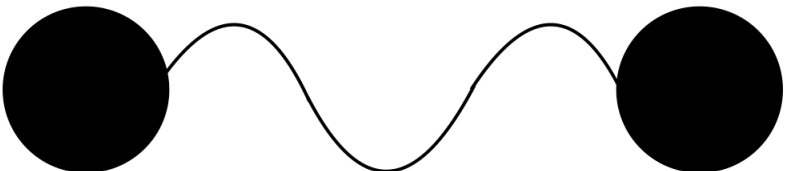
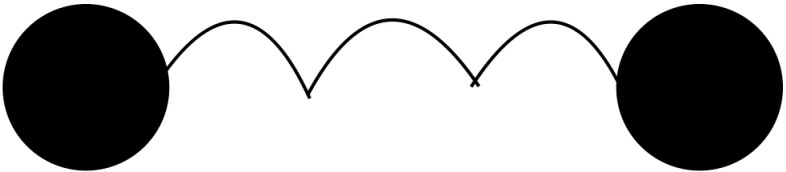






With each breath, concentrate on the weight of the stone in your hand

After the tenth breath, wish for the well being of the next person to hold the stone

Return the stone

When experiencing a moment of self doubt, apply Britney Spears Fantasy to the base of your throat and behind your knees. As you wear Fantasy throughout the day, it will react with your body heat and continue to emit scent. Avoid showering. Repeat until the bottle is empty.

Score for Two Mammals



(1) Take something that you didn't earn. It must be an object, preferably if it came from your grandmother, or something you found during a moving house that you don't remember accruing. It can be money, but if so, the actual paper/coin money earned must be used for the next step.

(2) Give it to someone else. They don't have to desire it, but if they can use it, then the cycle is perfected. If you are giving money to a homeless person, don't tell them about this performance, but try to keep the serial number of the US dollars in some kind of record. You may also give them foreign money, in which case you will have to figure out what serial number is important to record.

If you are performing this act in Texas, the next step must be performed. If not, you may perform this act by continuing to number (4):

(3) Find out the price of a barrel of oil at approximately the hour that your transaction took place.

(3a) Paint or draw that number onto a wall that faces the street.

(3b) Don't revisit the wall; you may get in trouble for vandalism. Try to get as far away from the wall as you can without being identified, and find a location for the next step:

(4) Think of a digital asset that you rely on (a password works well, although it can be up to you). Ritualize a way to forget it. Please do not hurt your body or your brain while doing this. This may be impossible, although it does not prevent you from the next step:

(5) Reflect on this experience of loss and forfeiture, and write about it. Send it in a letter or postcard to 5727 McCommas Blvd Unit G, Dallas Texas, 75206. Check online listings periodically for the rest of your life to see if that building has been demolished.

A Method of Dazzle Camouflage

Make a photograph of yourself
in which you are made

invisible

to the camera
or otherwise embedded
in the image.

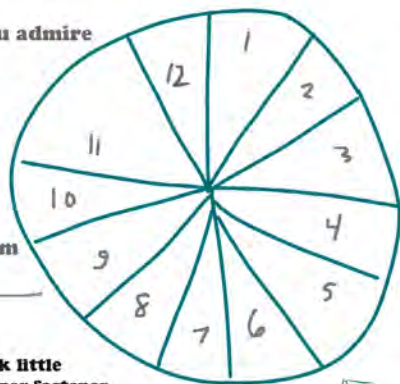
Invisible here

not as a means of withdrawal
from representation
but rather as a means
of being intangible
at the same time
as being

present.

Wheel of Good

1. Fill slot one with your favorite color
2. Write your pet's name in all caps with excitement (No pet? Make one up.)
3. Write a goal you once had that you achieved
4. Turn slot four into your favorite kind of pie
5. Turn slot five into your favorite kind of pizza
6. Write about that time someone surprised you with something good
7. Write a plan to do something for yourself, put it on your calendar
8. Fill slot eight with a pattern that reminds you of (the good parts) of childhood
9. Write the name of someone you admire
10. Draw a pretty flower
11. Draw a happy shape
12. Draw your favorite comfort item



step one:

Cut a 12 in. circle and a 10 in. circle. Stack little circle on top and secure center with a paper fastener. Draw arrow at top of big circle and 12 triangles on little circle. Fill in slots based on instructions above. Spin whenever you're feeling blue.

WHEEL OF GOOD



PLEASE FILL OUT

| | | | | | | | | | | | |
|--|--|--|--|--|--|--|--|--|--|--|--|
| | | | | | | | | | | | |
|--|--|--|--|--|--|--|--|--|--|--|--|

| | | | | |
|--|--|--|--|--|
| | | | | |
|--|--|--|--|--|

| | | | | | | | | | | | |
|--|--|--|--|--|--|--|--|--|--|--|--|
| | | | | | | | | | | | |
|--|--|--|--|--|--|--|--|--|--|--|--|

| | | | | | | | | | | | |
|--|--|--|--|--|--|--|--|--|--|--|--|
| | | | | | | | | | | | |
|--|--|--|--|--|--|--|--|--|--|--|--|



PLEASE FILL OUT

•
•
•

•
•
•
•

<<0,000.00>

Large empty rectangular box for text entry.

Two rows of small grid boxes for data entry.



Form with multiple sections, including a header row, a table with columns, and a bottom section with a right-pointing arrow.

Form with a vertical list of items on the left and a table with columns on the right, including mathematical symbols like + and =.



PLEASE FILL OUT

| | | | | |
|--|--|--|--|--|
| | | | | |
| | | | | |
| | | | | |
| | | | | |

⋮

⋮

⋮

| | | | | |
|--|--|--|--|--|
| | | | | |
| | | | | |
| | | | | |
| | | | | |

⋮

⋮

⋮

| | | |
|-------|-------|-------|
| _____ | _____ | _____ |
| _____ | _____ | _____ |
| _____ | _____ | _____ |
| _____ | _____ | _____ |

study time at
Lease Agreement
2306 21st St. Lubbock TX

seven seating areas will each be demarcated by a saddle blanket and evenly dispersed throughout the space from porch to back room - placed in each area will be two small circular plywood tables two feet in diameter sitting approximately four inches off the floor - each table will support one ceramic bottle and two small ceramic cups - the bottles will house mezcal - each area will be given a topic for guests to contemplate, discuss, or ignore - the topics are (in order from front porch to back room):

wilderness
urbanism
materialism
idealism
marxism
anarchism
nihilism

Carl Spartz

"existence appears only where organization is thwarted." - Frère Dupont, species being

The Drone of Woman

Hire a dancer to improvise the bodily movements of a Neanderthal woman copulating with an anatomically modern human.

The dancer should be provided with current research on the anatomy of Neanderthals.

The dancer should attempt to reshape her body into the body of a Neanderthal woman.

The dancer should wear a T-shirt clearly labeled "*Homo neanderthalensis*."

The anatomically modern human man should not be present in the dance.

The dance, a solo, without passion or urgency, should be performed in unnaturally slow motion.

The dance, copulation, consensual, should last at least 15 minutes.

The final section of the slow solo copulation dance should be performed to the opening fanfare of Strauss's *Thus Spoke Zarathustra*.

The dance, in its tedium, may or may not be recognizable as copulation.

The dancer should believe the dance will result in pregnancy.

Heather Warren-Crow, 2019

Sarah Aziz (Lubbock, TX)
sarahaziz.com

Tania Breton Santin (Houston, TX)

Shannon Cannings (Lubbock, TX)
shannoncannings.com

Ching-In Chen (Seattle, WA)
chinginchen.com

Danielle Demetria East (Dallas, TX)
danielledemetria.portfoliobox.net

Indya Finch (Iowa City, IA)

Bryce Fitzgerald (Houston, TX)

Carol Flueckiger (Lubbock, TX)
carolflueckiger.com

John Forse (Houston, TX)
johnmforse.wordpress.com

A. Michelle Fox (Colorado City, TX)
amichellefox.onuniverse.com

Mckee Frazier (Arlington, TX)
mckeefrazier.com

Jesús González Flores (Chicago, IL)
jesusjavier.com

Alex Goss (Houston, TX)
alexgoss.net

Shaun Griffiths (Huntsville, TX)
shaun-griffiths.com

Jane Helslander (Austin, TX)
janehelslander.com

M. J. Hernandez (Lubbock, TX)
sadistslothartist.squarespace.com

Jes Holloway (The Woodlands, TX)

Abdullah Khan (Houston, TX)

Cairus Larsen (State College, PA)
cairuslarsen.com

Nico Larsen (Missoula, MT)
nicolarsen.com

Pat Lawler (Huntsville, TX)
vimeo.com/user46486495

Julie Libersat (Denton, TX)
julielibersat.com

Rachel Livedalen (Fort Worth, TX)
rachellivedalen.com

Max Manning (Spring, TX)
maxmanningart.com

Dani Mata (Huntsville, TX)

Cassie Mira (Seattle, WA)
cassiemira.com

Steve Parker (Austin, TX)

steve-parker.net

Heather Joy Puskarich (Dallas, TX)

heatherjoypuskarich.com

Edward Ramsay-Morin (Huntsville, TX)

vimeo.com/edwardramsaysmorin

Liz Rodda (Austin, TX)

lizrodda.com

S Rodriguez (Dallas, TX)

IG: [blve.azvl](https://www.instagram.com/blve.azvl)

William Sarradet (Dallas, TX)

societyofsomething.com

Aja Segapeli (El Paso, TX)

ajasegapeli.com

Jessica Simorte (Spring, TX)

jessicasimorte.com

J. Eric Simpson (Lubbock, TX)

jeric-simpson.squarespace.com

Carl Spartz (Odessa, Texas)

carlspartz.com

Heather Warren-Crow (Lubbock, TX)

heatherwarren-crow.com



Lease Agreement
2306-A 21st Street
Lubbock, TX

leaseagreementgallery.com



Lease Agreement
2019